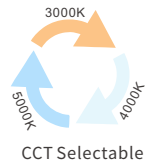
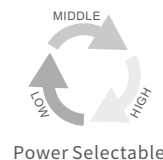
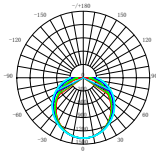




Protection class
IP65

Efficiency
145LM/W



LED Tri-Proof batten is available in eight wattages from 15 to 40 watts, tri-colour and two housing sizes (600 mm, 1,200 mm) in protection class IP65 and IK08, water, dust and UV resistant plastic.

SPECIFICATIONS					
Part Number	AL8BWPS061525WTC		AL8BWPS061525WTC-E	AL8BWPS122540WTC	AL8BWPS122540WTC-E
Multi-Wattage:	15W/17W/20W/25W			25W/30W/36W/40W	
Colour Selectable:	3000K/4000K/5000K			3000K/4000K/5000K	
Dimensions:	600*125*88 (mm)			1200*125*88 (mm)	
Net Weight:	1.2kg			1.95kg	
Body Material:	Polycarbonate				
IP Rating:	IP65				
IK Rating:	IK08				
Beam Angle:	120°				
CRI:	≥80				
Driver:	Lifud				
Input:	220-240VAC, 50/60Hz				
Power Factor:	>0.9				
Lifespan:	>60,000hrs @Ta25°C(L70)				
Operating Ambient Temperature:	-30 to +50°C				
Model Type	Sensor Adaptable	Emergency& Sensor Adaptable		Sensor Adaptable	Emergency& Sensor Adaptable

MODEL TYPE

Plug and play sensor
Integrated sensor and 1-10V dimming function

A beautiful fixture built-in microwave sensor and PIR sensor:
A sensor is incorporated in the fixture which has functions -- motion sensor, daylight sensor and a delay time function. The motion sensor ensures that the light automatically switches on when movement is detected. The adjustable range of the motion sensor is from 1 to 6 meters and is therefore very suitable for a warehouse, workshop, basement or shed. Sensor function can dimm off completely.

SENSOR - Sensor to Suit AL8BWBS/AL8BS/AL8BWPS Battens;
Part Number: AL8BSEN01
REMOTE - Remote to Control AL8BSEN01. (Battery's Not Included);
Part Number: AL8BREM02



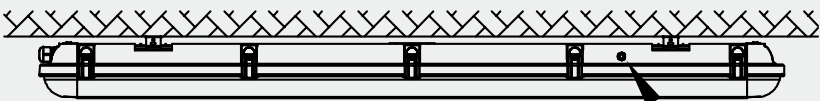
SENSOR SETTING	
Detection area:	100%/75%/50%/25%
Hold-time:	5s/30s/1min/2min/5min/10min/20min/30min
Daylight threshold:	2lux/10lux/30lux/50lux/80lux/120lux/Disable
Stand-by period:	0s/10s/30s/1min/5min/10min/30min/+∞
Hold-time:	10%/20%/30%/50%
Mounting height:	Max. 6m (ceiling mounted)

Emergency

Emergency function:
1. 3W/5W 3hours EM time can be offered during power off;
2. Lithium Battery separately from driver, easy for changable.



Emergency



Test button

Features

- Higher Lumen: Up to 145lm/w system efficiency, energy saving;
- Glare-free light emission, >84% light transmission;
- Robust housing: IP65 proof, PC Cover and PC Base connected by stainless clips, provide sturdy housing structure;
- Large terminal block, large cable entry in the middle of the fitting, allows fast and easy installation;
- Model Type: Regular/ Sensor/ Emergency/ Emergency & Sensor;

POWER/LUMEN SETTINGS

Part Number	Multi-Wattage (w)	Lumens	Efficiency	CCT 3CCT Selectable	Dimensions (mm)
AL8BWPS061525WTC AL8BWPS061525WTC-E	15W	1925.20LM	128.35lm/W	3000K	600*125*88
		2101.94LM	140.13lm/W	4000K	
		2071.84LM	138.12lm/W	5000K	
	17W	2269.32LM	133.49lm/W	3000K	
		2448.92LM	144.05lm/W	4000K	
		2434.17LM	143.19lm/W	5000K	
	20W	2658.31LM	132.92lm/W	3000K	
		2872.91LM	143.65lm/W	4000K	
		2861.01LM	143.05lm/W	5000K	
	25W	3056.30LM	122.25lm/W	3000K	
		3447.86LM	137.91lm/W	4000K	
		3288.48LM	131.54lm/W	5000K	
AL8BWPS122540WTC AL8BWPS122540WTC-E	25W	3352.75LM	134.11lm/W	3000K	1200*125*88
		3677.00LM	147.08lm/W	4000K	
		3673.75LM	146.95lm/W	5000K	
	30W	4050.12LM	135.00lm/W	3000K	
		4398.00LM	146.60lm/W	4000K	
		4325.40LM	144.18lm/W	5000K	
	36W	4764.95LM	132.36lm/W	3000K	
		5217.79LM	144.95lm/W	4000K	
		5131.08LM	142.53lm/W	5000K	
	40W	5348.91LM	133.72lm/W	3000K	
		5858.40LM	146.46lm/W	4000K	
		5696.80LM	142.42lm/W	5000K	